


GlobalLink 520

www.victronenergy.com



GlobalLink 520

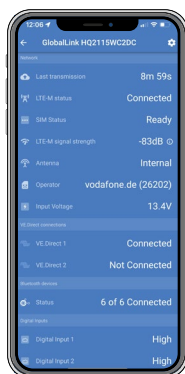
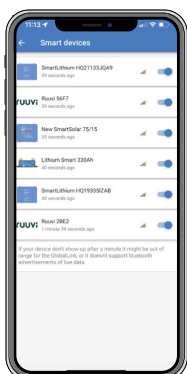


Accessories included with the GlobalLink 520



Optional Outdoor LTE-M wall-mount antenna (ANT100200100)

Outdoor LTE-M puck antenna (ANT100200200)



The GlobalLink 520 connects your remote Victron system or individual products to VRM, our online [Victron Remote Management portal](#). Through that portal, you can monitor current and historical system operation – such as battery voltage and state of charge – from anywhere in the world. VRM is free to use.

Unique is the pre-installed and pre-paid SIM card: the GlobalLink comes with 5 years of 4G LTE-M connectivity. No need to purchase and maintain SIM-cards.

Features

- Smart device¹⁾ and VE.Direct support: Connect up to 10 Victron smart products using BLE and two hard wired VE.Direct devices.
- VRM-monitoring: Monitor battery state of charge, power consumption, power harvest from PV, generator and grid or check temperature measurements. Follow up on alerts and perform diagnostics checks.
- RuuviTag support: These sensors connect via BLE and are easy to setup via VictronConnect. All the data, like temperature, humidity and atmospheric pressure will be directly available in VRM.
- Support for custom SIM cards.
- Simple mounting and configuration: The GlobalLink 520 is wall mountable. The Bluetooth feature enables a quick connection and easy configuration via our VictronConnect app.

¹⁾ See the [GlobalLink 520 manual](#) for supported Victron products that can be connect over Bluetooth.

| GlobalLink 520 | ASS030543020 | | |
|--|---|---------------------------|---------------|
| Supply voltage | 8 – 70 VDC | | |
| Power draw with Bluetooth enabled (disabled) | Average with relay open | Average with relay closed | |
| | 12 V | 50 mA (20 mA) | 64 mA (40 mA) |
| | 24 V | 26 mA (10 mA) | 34 mA (20 mA) |
| | 48 V | 14 mA (5 mA) | 19 mA (10 mA) |
| Mounting | Wall | | |
| Input connectivity | | | |
| VE.Direct ports (always isolated) | 2 | | |
| RuuviTag support | Yes | | |
| Instant Readout via Bluetooth | Yes (connect up to 10 additional Smart devices via BLE) | | |
| Digital Inputs | 2 | | |
| Relay | 1 x NO/NC DC up to 30 VDC: 2 A AC: 0.5 A, 125 VAC | | |
| Output connectivity | | | |
| Bluetooth | Yes | | |
| WiFi | No | | |
| Cellular | CAT M1 (LTE-M) 17 bands supported from 699Mhz to 2690Mhz (Total world-wide support) Bands supported are currently: 1, 2, 3, 4, 5, 8, 12, 13, 14, 17, 18, 19, 20, 25, 26, 28, 66 | | |
| Dimensions | | | |
| Outer dimensions (h x w x d) | 123 x 67 x 23 mm | | |
| Operating temperature range | -20 to +50 °C | | |
| Other | | | |
| Antenna | Internal and SMA connector for optional external antenna | | |
| Factory included SIM | Prepaid 1nce data SIM with 5 years of connectivity | | |
| Support for custom SIM | Yes | | |
| Optional external LTE-M SMA-M antenna | Outdoor wall mount antenna | 3 meter | ANT100200100 |
| | Outdoor puck antenna | 3 meter | ANT100200200 |
| Notes | | | |
| 1. | For more detailed information about the GlobalLink 520 see the product page, the manual and check out our community pages: https://www.victronenergy.com/panel-systems-remote-monitoring/globalink-520 https://www.victronenergy.com/media/pg/GlobalLink_520/en/index-en.html https://community.victronenergy.com/topics/65904/globalink.html | | |